



INSTRUCTIONS D'ASSEMBLAGE  
ASSEMBLY INSTRUCTIONS

---

**M**ONARCH  
SPECIALTIES INC.

# I 2498-1

---

ETAGERE -  
72"H / NOYER EN COIN

BOOKCASE -  
72"H / WALNUT CORNER ETAGERE



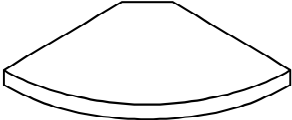
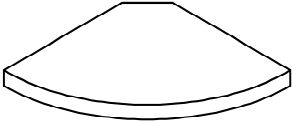
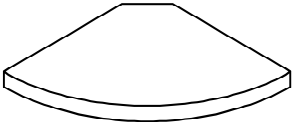
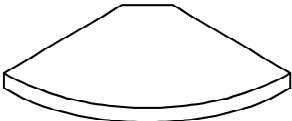
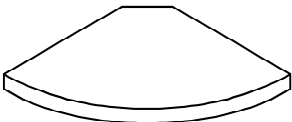
POUR DE L'ASSISTANCE OU POUR COMMANDER  
DES PIÈCES CONTACTEZ NOTRE DÉPARTEMENT  
DE SERVICE À LA CLIENTÈLE.

FOR ASSISTANCE OR TO ORDER PARTS  
CONTACT OUR CUSTOMER SERVICE DEPARTMENT


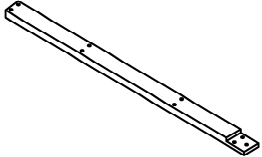
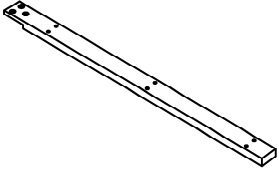
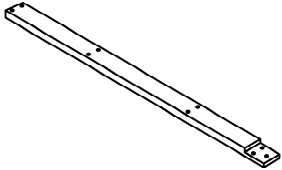
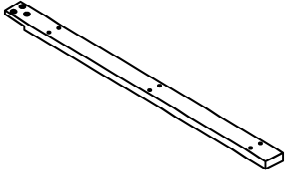
[WWW.MONARCHSERVICE.COM](http://WWW.MONARCHSERVICE.COM)

---

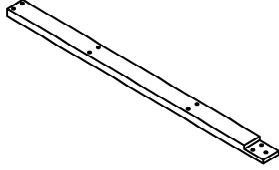
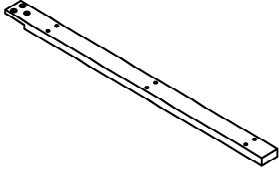
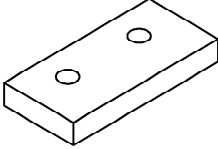
**LISTE DES PIÈCES**  
**PARTS LIST**

PIÈCE / PART #	IMAGE	DESCRIPTION	QTY / QTÉ
1		TOP SHELF ÉTAGÈRE SUPÉRIEURE	1
2		SHELF PANEL PANNEAU DE TABLETTE	1
3		SHELF PANEL PANNEAU DE TABLETTE	1
4		SHELF PANEL PANNEAU DE TABLETTE	1
5		SHELF PANEL PANNEAU DE TABLETTE	1

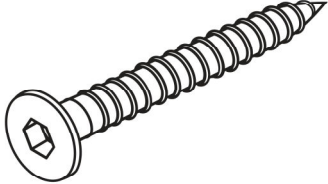
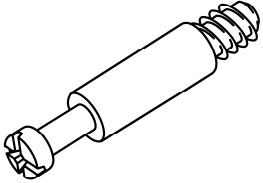
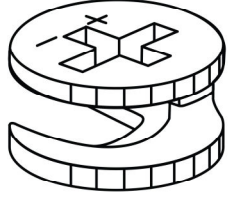
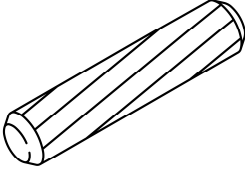
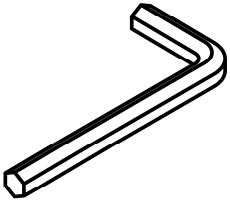
**LISTE DES PIÈCES**  
**PARTS LIST**

PIÈCE / PART #	IMAGE	DESCRIPTION	QTY / QTÉ
6		<p>BOTTOM SHELF ÉTAGÈRE DU BAS</p>	1
7		<p>FRONT FACING LEFT LEG PATTE AVANT GAUCHE</p>	1
8		<p>FRONT FACING LEFT LEG PATTE AVANT GAUCHE</p>	1
9		<p>FRONT FACING RIGHT LEG PATTE AVANT DROITE</p>	1
10		<p>FRONT FACING RIGHT LEG PATTE AVANT DROITE</p>	1

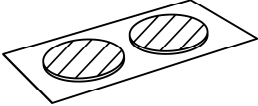

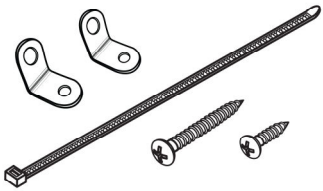


**LISTE DES PIÈCES**  
**PARTS LIST**

PIÈCE / PART #	IMAGE	DESCRIPTION	QTY / QTÉ
11		<p>BACK LEG SUPPORT BARRE DE SOUTIEN ARRIERE (TABLE)</p>	1
12		<p>BACK LEG SUPPORT BARRE DE SOUTIEN ARRIERE (TABLE)</p>	1
13		<p>SUPPORT LEG PATTE DE SOUTIEN</p>	1



**LISTE DES PIÈCES DE MONTAGE**  
**HARDWARE LIST**

PIÈCE / PART #	IMAGE	DESCRIPTION	QTY / QTÉ
A		ASSEMBLING SCREW - Ø1/4" X 2" VIS D'ASSEMBLAGE - Ø1/4" X 2"	18
B		CAM LOCK SCREW VIS CAM LOCK	2
C		CAM LOCK CONNECTOR ÉCROU CAM LOCK	2
D		WOOD DOWEL GOUJON DE BOIS	18
E		HEX KEY CLÉ HEXAGONALE	2

**LISTE DES PIÈCES DE MONTAGE**  
**HARDWARE LIST**

PIÈCE / PART #	IMAGE	DESCRIPTION	QTY / QTÉ
F		FINISHING STICKER COLLANT DE FINITION	36
G		GLUE COLLE	1
H		WALL MOUNT SET ENSEMBLE DE MONTAGE MURAL	1
I		ANCHOR ANCRE	1
J		FLOOR PROTECTOR PROTECTEUR DE PLANCHER	5

**LISTE DES PIÈCES DE MONTAGE**  
**HARDWARE LIST**

PIÈCE / PART #	IMAGE	DESCRIPTION	QTY / QTÉ
K		BARREL NUT ÉCROU DE CANON	9
L		ASSEMBLING BOLT - Ø1/4" X 1/2" BOULON D'ASSEMBLAGE - Ø1/4" X 1/2"	9

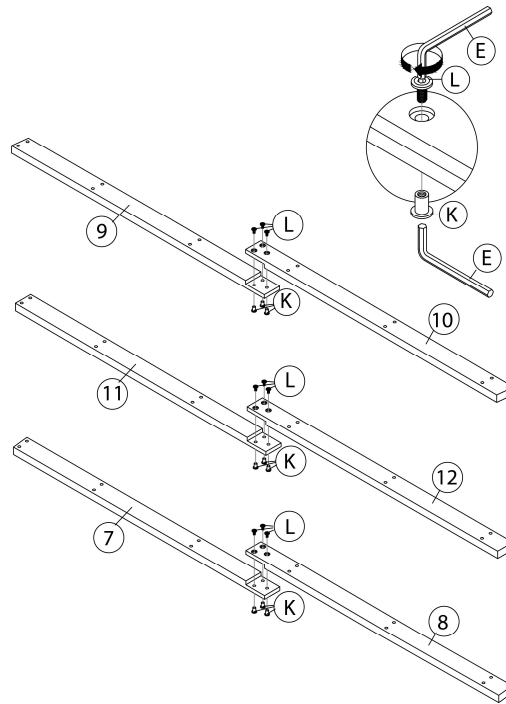


OUTIL DE VÉRIFICATION DE DIMENSIONS DES PIÈCES  
HARDWARE DIMENSIONS VERIFICATION TOOL

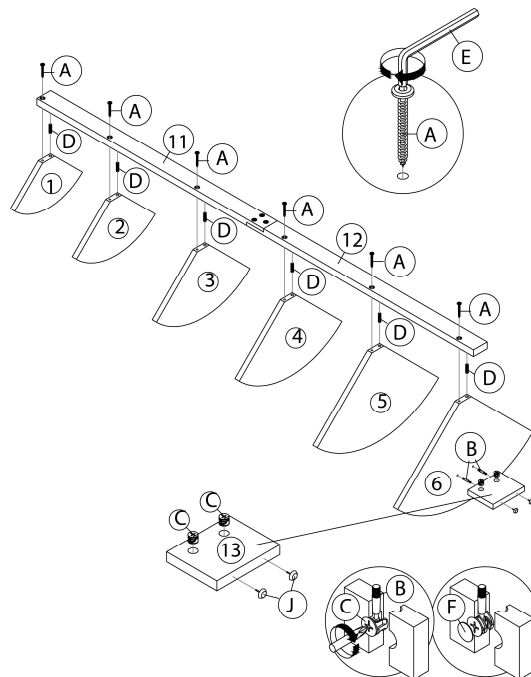




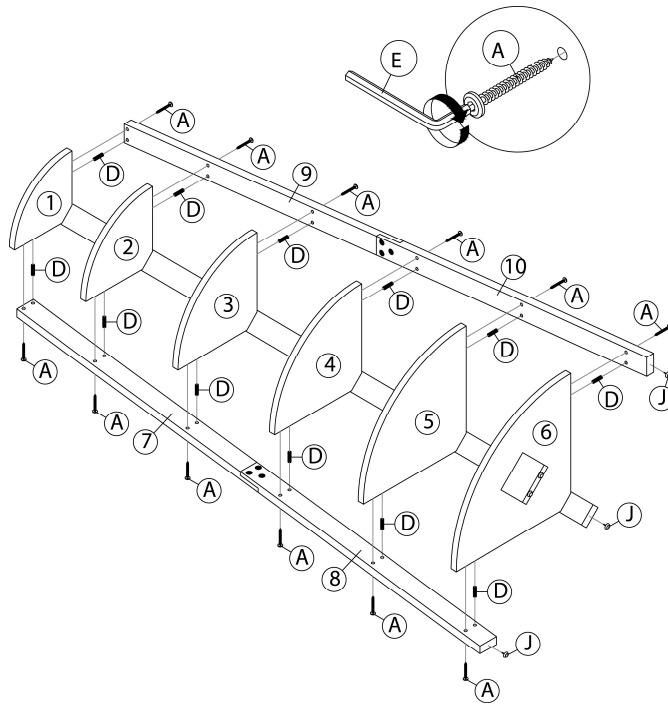
ÉTAPE / STEP 1



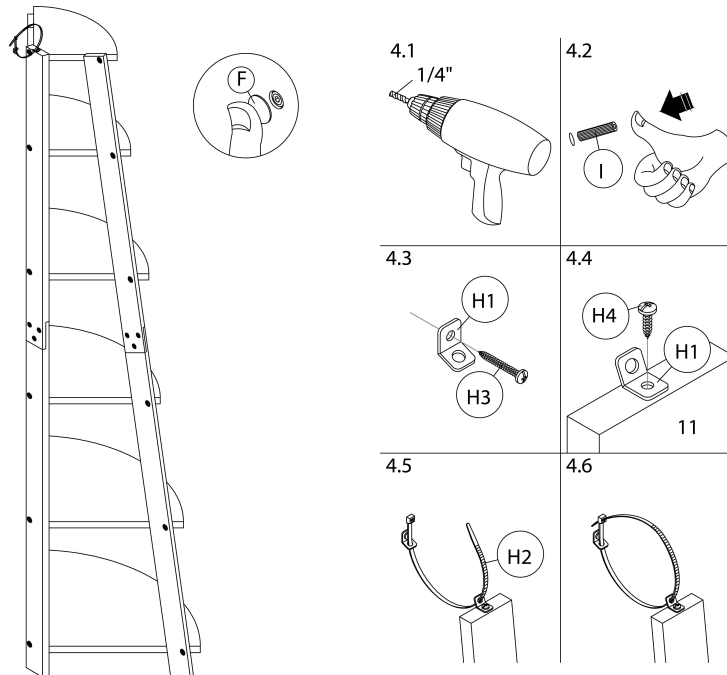
ÉTAPE / STEP 2



ÉTAPE / STEP 3



ÉTAPE / STEP 4



ÉTAPE / STEP 5

